

C-TPC650H-PBW01 C-TPC1250H-PBW02 C-TPC1550H-PBW02 C-TPC1750H-PBW01

Powered By Wonderware
**5.7" VGA/12.1" SVGA/15" XGA/17" SXGA TFT
LED LCD Intel® Atom™ Thin Client Terminals**



Features

- Intel® Atom™ N270 1.6 GHz processor
- 5.7" VGA/12.1" SVGA/15" XGA/17" SXGA TFT LED LCD
- Fanless cooling system
- IP65 compliant front panel
- Supports Microsoft® Windows CE included
- Windows CE 6.0 with Java Script ready included
- 1x CF / CFast slot with storage card integrated
- Gigabit Ethernet supported
- Energy Star approved

Introduction

With a high quality TPC product line, TPC extends its Touch Panel Computer family with Intel® Atom™ platform for 5.7", 12.1", 15" and 17". TPC thin client is designed with Intel® Atom™ 1.6 GHz processor as its core. The Intel® Atom™ has low power consumption and 1.6 GHz operating frequency. This system is fanless, slim design for Web-based terminal solutions, so JavaScript is included in the Windows operating system. These TPCs ships with Windows CE 6.0 and Wonderware's InTouch Compact Edition (license not included).

Specifications

General

- **BIOS** Award® 4Mbit
- **Certifications** BSMI, CCC, CE, FCC Class A, UL
- **Cooling System** Fanless design
- **Dimensions (W x H x D)**
 - 650H: 195 x 148 x 58 mm (7.68" x 5.83" x 2.28")
 - 1250H: 311 x 237 x 54 mm (12.24" x 9.33" x 2.12")
 - 1550H: 383 x 307 x 58.1 mm (15.08" x 12.09" x 2.29")
 - 1750H: 413.7 x 347.2 x 63.8 (16.28" x 13.68" x 2.5")
- **Enclosure**
 - TPC-650H Front bezel: PC/ABS Resin
 - TPC-1250H/1550H/1750H front bezel: Die-cast aluminum alloy
 - Back housing: SECC
- **Mounting** Desktop, Wall (only for TPC-1250H/1550H/1750H) or Panel Mount
- **OS Support** Microsoft - WinCE 6.0 OS Included
- **Power Consumption** 17 W/35 W/40 W/43W (typical)
- **Power Input** 18 ~ 28 V_{DC}, 18 ~ 32 V_{DC} (TPC-1750H only)
- **Watchdog Timer** 1 ~ 255 sec (system)
- **Weight (Net)** 1.43 kg (3.15 lb)/2.5 kg (5.51 lb)/3 kg (6.61 lb)/3.5 kg (7.71 lb)

System Hardware

- **CPU** Intel® Atom™ N270 1.6 GHz
- **Chipset** Intel® 945GSE+ICH7M
- **Memory** 2GB SO-DIMM DDR2 667 SDRAM
1GB SO-DIMM DDR2 667 SDRAM (TPC-650H only)
- **LAN** 10/100/1000Base-T x 2, (TPC-650H with One Giga LAN)
- **Storage** CFast slot x 1
CompactFlash slot x 1 (TPC-650H only)
(2GB card included)

- **I/O**
 - TPC-650H: RS-232 x 2 (COM1, 2)
 - TPC-1250H/1550H/1750H: RS-232 x 1, RS-232/422/485 x 1
 - USB 2.0 x 2 (Host)
 - PS/2 x 1 (TPC-650H only)

LCD Display

- **Display Type** VGA/SVGA/XGA/SXGA TFT LED LCD
- **Display Size** 5.7"/12.1"/15"/17"
- **Max. Resolution** 640 x 480/800 x 600/1024 x 768/1280 x 1024
- **Max. Colors** 262 K
- **Luminance cd/m²** 700/450/350/350
- **Viewing Angle (H/V°)** 160/140; 170/160 (TPC-1750H only)
- **Backlight Life** 50,000 hrs
- **Contrast Ratio** 800:1/700:1/700:1/1000:1

Touchscreen

- **Lifespan** 10 million touches at single point
- **Light Transmission** Above 75%
- **Resolution** Linearity
- **Type** 5-wire, analog resistive

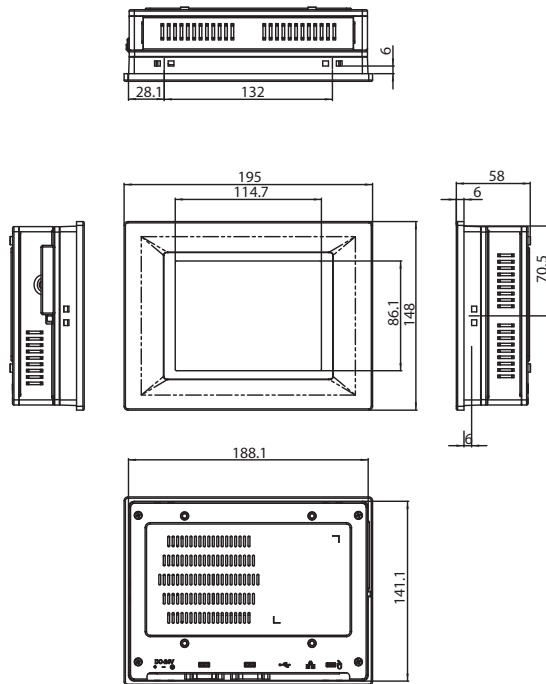
Environment

- **Humidity** 10 ~ 95% RH @ 40°C, non-condensing
- **Ingress Protection** Front panel: IP65
- **Operating Temperature** 0 ~ 55°C (32 ~ 131°F)
- **Storage Temperature** -20 ~ 60°C (-4 ~ 140°F)
- **Vibration Protection** 2 Grms (5 ~ 500 Hz)
(Operating, random vibration)

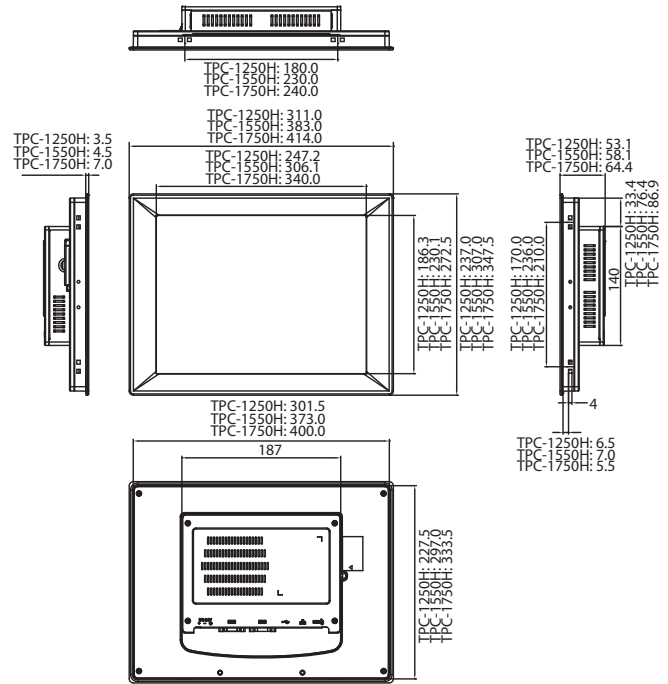
TPC-650H/1250H/1550H/1750H

Dimensions

TPC-650H



TPC-1250H/1550H/1750H



Unit: mm

Panel Cut-out Dimensions:
 TPC-650H: 189.1 x 142.1 mm (7.56" x 5.68")
 TPC-1250H: 302.5 x 228.5 mm (12.1" x 9.14")
 TPC-1550H: 374.5 x 298.5 mm (14.98" x 11.94")
 TPC-1750H: 400.8 x 334.3 mm (16.03" x 13.37")

Ordering Information

- **C-TPC650H-PBW01** 5.7" VGA Touch Panel with Powered By Wonderware InTouch, WinCE6.0, 2GBCF
- **C-TPC1250H-PBW02** 12.1" SVGA Touch Panel with Powered By Wonderware InTouch, WinCE6.0, 2GBCF
- **C-TPC1550H-PBW02** 15" XGA Touch Panel with Powered By Wonderware InTouch, WinCE6.0, 2GBCF
- **C-TPC1750H-PBW01** 17" SXGA Touch Panel with Powered By Wonderware InTouch, WinCE6.0, 2GBCF

Accessories

- **TPC-1000H-WMKE** TPC series wallmount kit from 10" to 17"
- **TPC-1000H-SMKE** TPC series stand kit from 10" to 17"
- **PWR-247-AE** 24 V 50 W AC-DC Power Adapter
- **1702002600** Power Cord 3P UL/CSA(USA) 125V 10A 1.83M

* VESA support via a wall mounting kit (only for TPC-1250H/1550H/1750H)


Rear View

TPC-1250H/1550H/1750H



- a. COM (RS-232, RS-422/485)
- b. USB 2.0
- c. LAN (10/100/1000)
- d. Power Receptor
- e. C.Fast

TPC-650H



- a. Power Receptor
- b. COM (RS232 x 2)
- c. USB 2.0
- d. LAN (10/100/1000)
- e. PS/2
- f. CompactFlash